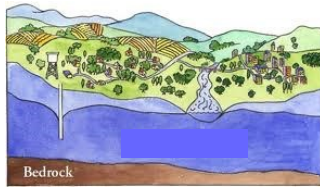




Heat energy is added to the water, so you evaporate and go to the clouds.
GO to CLOUDS.

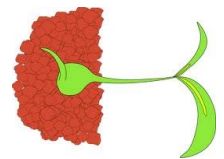


You are pulled by gravity and filter down into the soil.
GO to GROUND WATER.




Heat energy is added to the water, so you evaporate and go to the clouds.
GO to CLOUDS.

You are absorbed by plant roots.
GO to PLANT.



The soil is saturated, so you run off into a river.
GO to RIVER.



You remain in a puddle.
GO to Back of LINE for another turn.

(SOIL STATION) black